



SPECIAL OCCASION LINEN

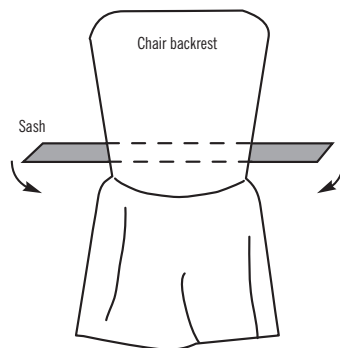
# Sash & Bow instructions guide

To dress your chairs with a sash or a sash and a bow, please follow the simple instructions below:

## Sash Fitting Instructions Dress a chair with a sash

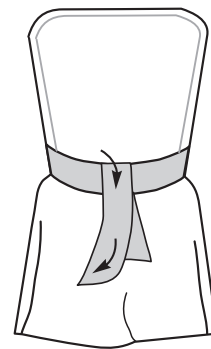
### Step 1

Facing the front of the chair, place sash approx in the middle of the backrest, around front of chair



### Step 2

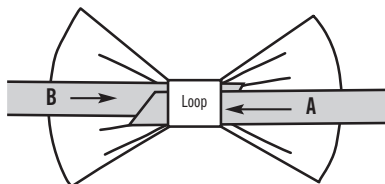
Tie the sash around the back of the chair, and fold the draping trail over the front of the knot



## Sash Fitting Instructions Dress a chair with a sash and a bow


### Step 1

The bow comes pre-assembled, with a fixing 'loop' in the middle on the rear. Take the sash and feed both ends (A and B) through the 'loop'



### Step 2

Place the sash around the backrest and pull both ends until it is tight around the chair, then drape the ends over the back of the chair



### Special Occasion Linen

Netherton Road, Overross, Ross-On-Wye, Herefordshire HR9 7QQ

[www.specialoccasionlinen.com](http://www.specialoccasionlinen.com)

[info@specialoccasionlinen.com](mailto:info@specialoccasionlinen.com)

0800 652 2205